

FOR IMMEDIATE RELEASE

Á
Á

AZ9201 Series - American Zettler Introduces Low-Cost Subminiature, Ultra-Sensitive Relays

Aliso Viejo, Calif., January 7, 2010 – American Zettler, Inc. has introduced a new line of 5 Amp subminiature, ultra-sensitive relays specifically designed for industrial control use in products.

“The new relays feature a single inline package (SIP) that is only 5.08 mm wide with a 103 square mm footprint,” said Dave West, vice president of Sales, American Zettler, Inc. “Although small, these relays are extremely sensitive, requiring only 120 mW at nominal coil voltage (58 mW at coil pickup voltage) and switch up to 5 Amps at 250 VAC or 30 VDC.”

The new line of relays come with 1 Form A contact with up to 5 Amp switching capability, cadmium-free contacts and a dielectric strength of 2,000 Vrms contact to coil. Applications include centralized and decentralized heating control, extremely narrow interface elements, interface technology, timers, PLC's, I/O modules and I/O-ports. The AZ9201 series is UL/CUR rated and VDE approval is pending.

About American Zettler, Inc.

Headquartered in Aliso Viejo, Calif., American Zettler, Inc. produces over forty different types of relays to meet the many requirements of commercial and industrial applications. Because of their high reliability, American Zettler relays are used in a wide range of demanding applications including telecommunications systems, computer peripheral and office automation equipment, home appliances, security systems, test and measurement devices, industrial controls and many other types of electric and electronic equipment. Additionally, American Zettler works closely with a computerized distribution network with stocking facilities in virtually every major industrial area in the world. For more information please visit www.azettler.com.

RELAY PROFILE

Relay	AZ9201
Relay Description	Subminiature, Ultra-Sensitive Relay
Features/Benefits	5 Amp Switching Slim SIP Package Very Small Size High Sensitivity
Relay Applications	Programmable logic controllers, instrumentation, timers, counters, process equipment
Relay Availability	Sample quantity available Productions 8 weeks

AZ9201

ULTRA-SENSITIVE SUBMINIATURE RELAY

FEATURES

- Extremely small footprint utilizing only 0.16 square inch (108 square mm) of PCB area
- Thin vertical profile only 0.2 inch (5.08mm) wide
- Slim SIP package
- 1 Form A contact with up to 5 Amp switching capability
- High sensitivity, 58 mW pickup
- Dielectric strength 2000 Vrms contact to coil
- UL, CUR file
- VDE pending



CONTACTS

Arrangement	SPST (1 Form A), single button contact or bifurcated
Ratings	Resistive load: Max. switched power: 150 W or 1250 VA Max. switched current: 5 A Max. switched voltage: 110* VDC or 250 VAC 5 A at 30 VDC or 250 VAC
UL Rating:	
VDE	5 A at 30 VDC or 250 VAC
	Note: If switching voltage is greater than 30 VDC, special precautions must be taken. Please contact the factory.
Material	Silver alloy with gold clad
Resistance	< 50 milliohms initially (1 A, 6 VDC method)

COIL

Power	
At Pickup Voltage (typical)	58 mW (5-18 V and 24 V sensitive coils) 88 mW (24 V coil)
Max. Continuous Dissipation	1.3 W at 20°C (68°F) ambient
Temperature Rise	12°C (22°F) at nominal coil voltage (5-18 V coils) 17°C (31°F) at nominal coil voltage (24 V coil)
Temperature	Max. 115°C (239°F)

GENERAL DATA

Life Expectancy Mechanical Electrical	Minimum operations 20 million operations 1 X 10 ⁵ at 5 A, 30 VDC or 250 VAC
Operate Time (typical)	10 ms at nominal coil voltage
Release Time (typical)	5 ms at nominal coil voltage (with no coil suppression)
Dielectric Strength (at sea level for 1 min.)	1000 Vrms between open contacts 2000 Vrms contact to coil
Insulation Resistance	1000 megohms min. at 20°C, 500 VDC, 50% RH
Dropout	Greater than 10% of nominal coil voltage
Ambient Temperature Operating Storage	At nominal coil voltage -40°C (-40°F) to 85°C (185°F) -40°C (-40°F) to 115°C (239°F)
Vibration	0.062" DA at 10–55 Hz
Shock	15 g
Enclosure	P.B.T. polyester
Terminals	Tinned copper alloy, P.C.
Max. Solder Temp.	270°C (518°F)
Max. Solder Time	5 seconds
Max. Solvent Temp.	80°C (176°F)
Max. Immersion Time	30 seconds
Weight	3 grams

NOTES

1. All values at 20°C (68°F).
2. Relay may pull in with less than "Must Operate" value.
3. Specifications subject to change without notice.



AMERICAN ZETTLER, INC.

www.azettler.com

75 COLUMBIA • ALISO VIEJO, CA 92656 • PHONE: (949) 831-5000 • FAX: (949) 831-8642 • E-MAIL: SALES@AZETTLER.COM

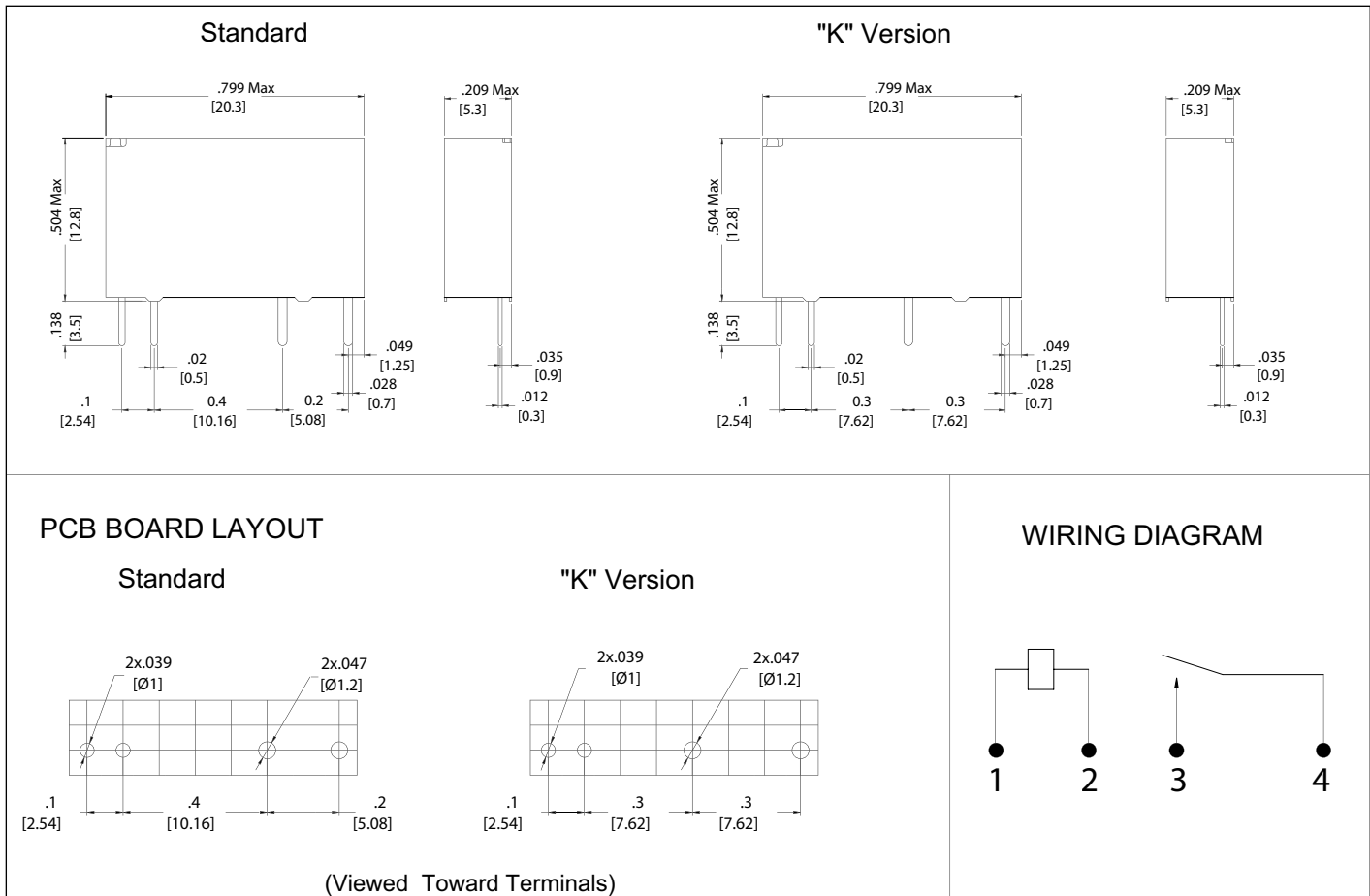
AZ9201

RELAY ORDERING DATA

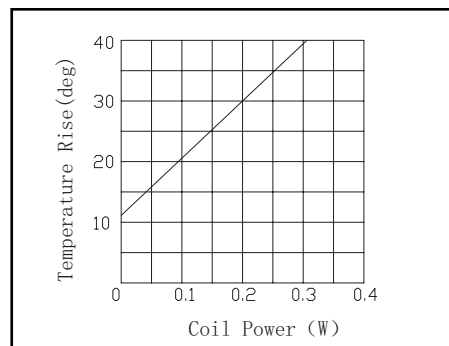
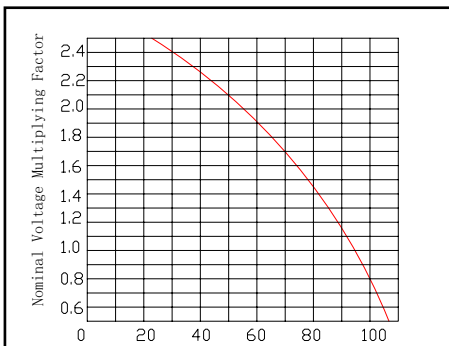
COIL SPECIFICATIONS				ORDER NUMBER*
Nominal Coil VDC	Must Operate VDC	Max. Continuous VDC	Coil Resistance $\pm 10\%$	Form A (SPST)
5	3.5	16.5	208	AZ9201-1A-5D
6	4.2	19.9	300	AZ9201-1A-6D
9	6.3	29.8	675	AZ9201-1A-9D
12	8.4	39.8	1200	AZ9201-1A-12D
18	12.6	59.6	2700	AZ9201-1A-18D
24	16.8	65.0	3200	AZ9201-1A-24D

*Add suffix "K" for 0.3 inch terminal spacing. Add suffix E for epoxy sealed version.

MECHANICAL DATA



Dimensions in inches with metric equivalents in parentheses. Tolerance: $\pm .010$ "



AMERICAN ZETTLER, INC.

www.azettler.com

75 COLUMBIA • ALISO VIEJO, CA 92656 • PHONE: (949) 831-5000 • FAX: (949) 831-8642 • E-MAIL: SALES@AZETTLER.COM