




The 0.30mm pitch non-ZIF FPC connector offers a compact size along with secure cable retention and low cable insertion force.

The 504281 series FPC connector is one of the smallest pitch non-ZIF types available. The dual contact feature enables the same connector to be used on parallel boards to simplify design and sourcing. The connector also has the same footprint pattern as Molex's 503566 front-flip type FPC connector for further design flexibility. A staggered contact design provides easier soldering along with smooth and low cable insertion force. Sufficient space between housing walls and terminals helps prevent solder flux intrusion.

**FPC Connector,
0.30mm Pitch,
Dual Contact,
SMT, 1.00mm
Height, 2.75mm
Width, Non-ZIF
Type**

504281 Right Angle, SMT



Features and Benefits

Dual-contact non-ZIF design

Easy cable assembly and eliminates the need to source top-and-bottom contact styles

Fine pitch, low profile, narrow width and short length

Provides maximum overall space savings

Staggered contact design

Facilitates easier soldering and lower cable insertion force

Optimum distance between odd and even terminal contact points

Creates gradual and alternate contact points for lower insertion force

More than 0.05mm space between housing walls and terminals

Prevents solder flux intrusion

Same footprint pattern as Molex's 503566 front-flip type

Provides design flexibility for different application needs

Markets and Applications

> Digital Still Camera (DSC)

- Compact DSC
- Digital Single-Lens Reflex Camera
- Mirrorless Interchangeable-Lens Camera
- Camera Lens



Tablet PC



Notebook PC

> Mobile Equipment

- Tablet PC
- Notebook PC



Camera



Medical Equipment

> Medical

- Patient Monitoring
- Therapeutic and Surgical

Specifications

REFERENCE INFORMATION

Packaging: Embossed Tape
 Use With: 0.20mm thick FPC
 Designed In: Millimeters
 RoHS: Compliant
 Halogen Free: Yes

ELECTRICAL

Voltage (max.): 50V
 Current (max.): 0.3A
 Contact Resistance: 120 milliohm
 max (Odd circuits);
 90 milliohm max (Even circuits)
 Dielectric Withstanding Voltage:
 250V AC for 1 minute
 Insulation Resistance:
 50 Megohm min.

MECHANICAL

Durability (min.): 10 cycles

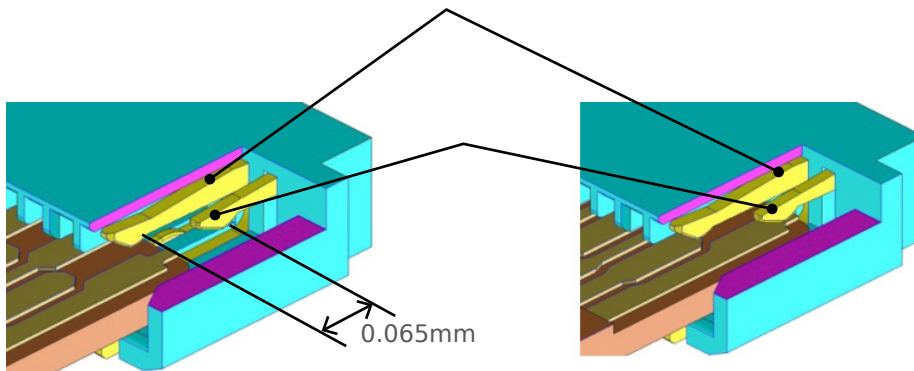
PHYSICAL

Housing: LCP, Black, UL94 V-0
 Actuator: PA, Grey, UL94 HB
 Contact: Phosphor Bronze
 Plating:
 Contact Area — Gold
 Solder Tail Area — Gold
 Underplating — Nickel
 PCB Thickness:
 Operating Temperature: -25 to
 +85°C

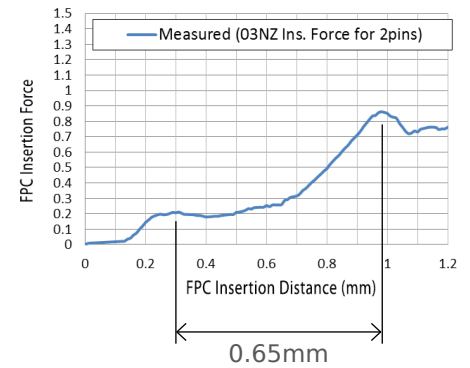
**FPC Connector,
 0.30mm Pitch,
 Dual Contact,
 SMT, 1.00mm
 Height, 2.75mm
 Width, Non-ZIF
 Type**

504281 Right Angle, SMT

Product Features



A staggered contact design between terminal and cable pads provides smooth and low insertion force. (See chart on right).



Ordering Information

Series No.	Circuit Size
504281-1100	11
504281-1300	13
504281-1700	17
504281-1900	19