

Amphenol

NEW PRODUCT UPDATE NEW PRODUCT UPDATE NEW PRODUCT UPDATE NEW PRODUCT UPDATE

75Ω BNC SOLUTIONS FOR PRINTED CIRCUIT BOARD APPLICATIONS



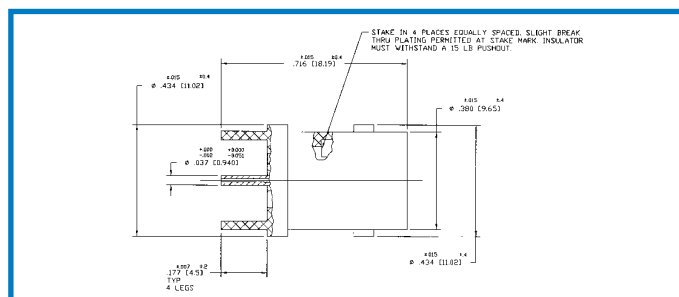
75Ω BNC PCB Connectors

Amphenol RF, the leader of the RF Industry with over 60 years worth of experience in design and manufacturing of RF connectors, is pleased to offer new connectors for today's video and interconnect requirements. These 75 ohm receptacles are used in computer networking, instrumentation and TV broadcast as well as any other PCB application where high performance and low cost is required. A variety of configurations are available including right angle, straight and end launch mounted BNC's. Amphenol also offers a complete line of mating parts that are designed for use with the most popular 75 ohm cables for impedance matched performance.

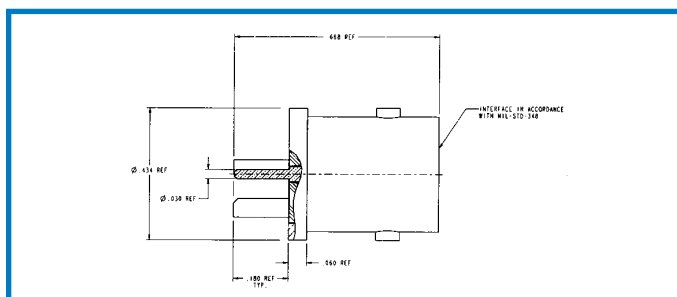
Applications:

- LAN / Computer Networks
- Satellite Communications
- TV Broadcast
- Test and Measurement
- Instrumentation
- High Speed Routers

31-5716-4050 BNC/PCB Vertical Mount



31-6009 BNC End Launch



Features	Benefits
MIL-C-39012 compatible, standard MIL 348 Interface	Ensures mating to compatible BNC types that conform to MIL standards
Type 1 is designated 75 ohm	Provides constant 75 ohm performance with low VSWR DC to 4 GHz
Type 2 is designated 75 ohm BNC	Usable with low reflection DC to 1 GHz For applications above 1 GHz, Type 1 is recommended
Mass production of PCB connectors	Cost effective solution

*Specifications:

Electrical:

Impedance	75Ω nominal
Frequency range	0-4 GHz
Voltage rating	500 volts rms
Dielectric withstanding voltage	1,500 volts rms
Insulation resistance	5000 MΩ min.
VSWR	Type 1: 1.5 + 0.1 f(GHz) DC to 4 GHz Type 2: 1.00 + 0.25 f(GHz) DC to 1 GHz

Mechanical:

Mating	2-stud bayonet lock
Cable affixment	Crimp-crimp

Material:

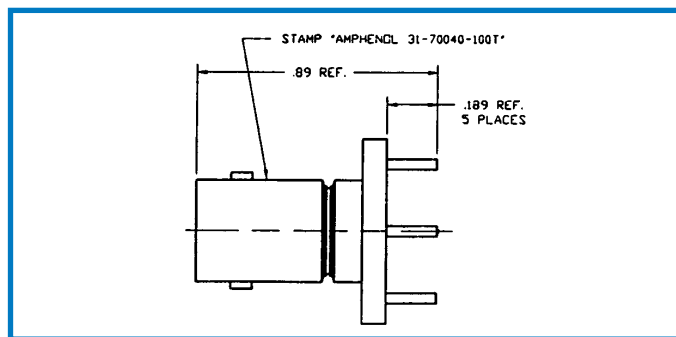
Body, coupling sleeve, male contact	Brass
Female contact	Beryllium copper or Phosphor bronze
Crimp ferrule	Copper alloy
Plating	Contacts: gold Other metal parts: nickel

Environmental:

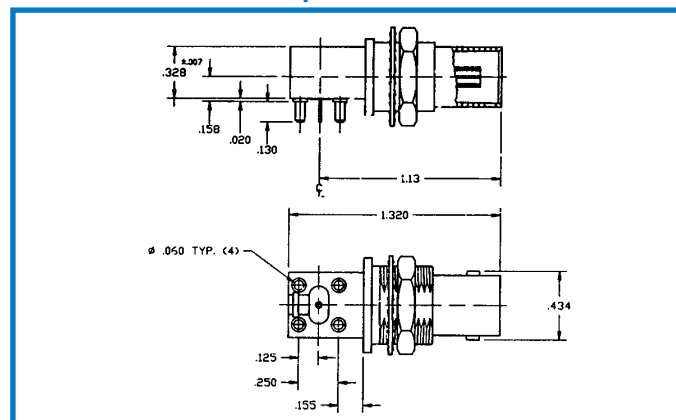
Temperature range	TFE insulators: -65°C to + 165°C Copolymer of styrene: -55°C to +85°C
Weatherproof	Clamps with clamp gaskets Crimps with heat-shrink tubing
Hermetic seals	Pass helium leak test of 2x10 ⁸ cc/sec
Shock	MIL-STD-202 method 202
Vibration	MIL-STD-202 method 204 (test cond. D)
Moisture resistance	MIL-STD-202 method 106
Corrosion	MIL-STD-202 method 101 (test cond. B)
Temperature cycling	MIL-STD-202 method 102 (test cond. D)
Altitude	MIL-STD-202 method 105 (test cond. C)

* **These characteristics are typical and may not apply to all connectors.**

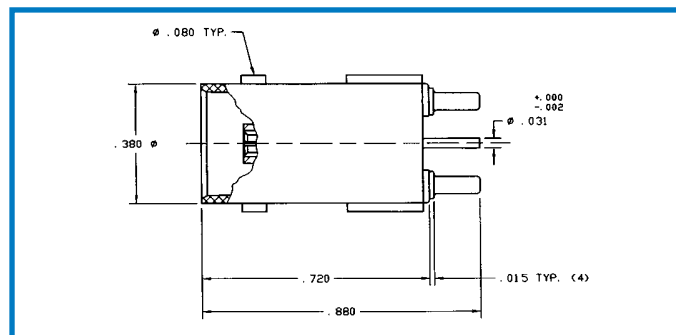
31-70040-100T BNC Receptacle



31-70221 BNC Rt. Angle PCB Receptacle Bulkhead



31-71062 BNC Receptacle PCB Bulkhead



Ordering Information:

Part Number	Description
31-5716-4050	PCB vertical mount
31-6009	End launch receptacle
31-70040-100T	Receptacle
31-70221	Rt. angle PCB receptacle bulkhead
31-71062	Receptacle PCB bulkhead