



TECHNOLOGY IN CONNECTORS™

# Combination D-sub Arrangement Chart

## “Combo” Layouts & Terminology

**First Number** indicates the total number of contacts, both power and signal.

**Second Number** is quantity of power contacts.

The quantity of signal contacts is determined by subtracting the second number from the first number.

Example: **7W2**

Total **7** contacts

**2** power + **5** signal



Picture of 7W2

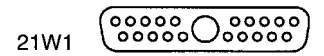
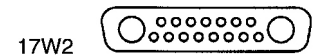
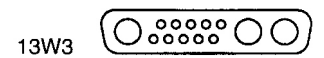
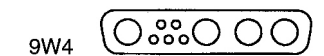
### Shell Size **1**



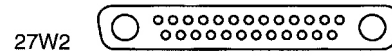
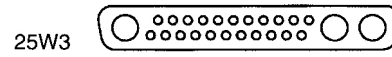
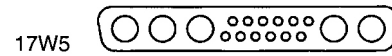
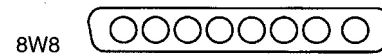
### Shell Size **2**



### Shell Size **3**



### Shell Size **4**



### Shell Size **5**

