






# Hirose Flex Circuit Connectors

## 0.4mm and Smaller Contact Pitch









Series Name:					
	<b>FH35</b>	<b>FH36</b>	<b>FH39</b>	<b>FH42</b>	<b>FH29</b>
<b>Category:</b>	FPC Connector (ZIF)	FPC Connector (ZIF)	FPC Connector (ZIF)	FPC Connector (ZIF)	FPC Connector (ZIF)
<b>Contact Pitch:</b>	0.3mm	0.3mm	0.3mm	0.3mm	0.2mm
<b>Variations Available:</b>	<b>FH35:</b> Top contact, standard	<b>FH36:</b> Standard	<b>FH39:</b> Standard	<b>FH42:</b> Standard, halogen free	<b>FH29B:</b> Standard
	<b>FH35B:</b> Top contact, shorter actuator <b>FH35J:</b> Top contact, halogen free				
	<b>FH35W:</b> Top contact, halogen free (UL94VHB)	<b>FH36W:</b> Halogen free			
	<b>FH35R:</b> Bottom contact <b>FH35RW:</b> Bottom contact, halogen free				
<b>Pin Count:</b>	Varies from style to style. Refer to FH series brochure. 11,15,19,21,25,27,31,33,35,39,41,45,49,51	Varies from style to style. Refer to FH series brochure. 11,17,35,51,61	23,25,27,28,33,39,45,51,67	19,31	Varies from style to style. Refer to FH series brochure. 22,24,34,40,44,50,60,70,80,90,100,120
<b>Type of Engagement:</b>	Top contact, staggered row type (Bottom contact also available)	Bottom contact, staggered row type	Simultaneous top and bottom contact points	Top contact, staggered row type	Bottom contact, Staggered row type
<b>Contact Plating:</b>	Gold flash over nickel with phosphor bronze base	Gold flash over nickel with phosphor bronze base	Gold flash over nickel with copper alloy base	Gold flash over nickel with phosphor bronze base	Gold flash over phosphor bronze base with a nickel barrier
<b>Contact Tail:</b>	SMT: Horizontal	SMT: Horizontal	SMT: Horizontal	SMT: Horizontal	SMT: Horizontal
<b>Mating Cycle:</b>	10	10	10	10	20
<b>Nominal Height from Board:</b>	Horizontal: 1.0mm	Horizontal: 1.0mm	Horizontal: 1.10mm	Horizontal: 0.65mm	Horizontal: 1.2mm
<b>Rated Current:</b>	0.20 Amps	0.20 Amps	0.20 Amps	0.20 Amps	0.20 Amps
<b>Rated Voltage:</b>	30 VAC	30 VAC	30 VAC	30 VAC	40 VAC
<b>Side Catches:</b>	No	Yes	No	Yes	Yes
<b>Locking Mechanism:</b>	Rotating back flip lock actuator	Rotating front flip lock actuator	Rotating back flip lock actuator	Rotating back flip lock actuator	Rotating front flip lock actuator
<b>Acceptable FPC Thickness:</b>	0.2mm (+/-) 0.03mm	0.2mm (+/-) 0.03mm	0.2mm (+/-) 0.03mm	0.12mm (+/-) 0.03mm	0.2mm (+/-) 0.03mm

# Hirose Flex Circuit Connectors

## 0.4mm and Smaller Contact Pitch



Series Name:						
	FH16	FH30	FH27	FH33	FH23	FH26
<b>Category:</b>	FPC Connector (ZIF)	FPC Connector (ZIF)	FPC Connector (ZIF)	FPC/ FFC Connector (ZIF)	FPC/ FFC Connector (ZIF)	FPC Connector (ZIF)
<b>Contact Pitch:</b>	0.3mm/ 0.4mm/ 0.5mm	Blank: 0.3mm, M: 0.4mm	0.4mm	0.4mm/ 0.5mm/ 1.0mm	0.3mm	0.3mm
<b>Variations Available:</b>	<b>FH16:</b> 0.3mm Contact pitch	<b>FH30:</b> 0.3mm Contact pitch halogen free	<b>FH27:</b> Standard	<b>FH33:</b> 0.5mm/ 1.0mm pitch	<b>FH23-SHAW:</b> Double-sided lead	<b>FH26:</b> Standard
	<b>FH16M:</b> 0.4mm Contact pitch			<b>FH33J:</b> Halogen free	<b>FH23-SHW:</b> Lead-less	
	<b>FH16H:</b> 0.5mm Contact pitch	<b>FH30M:</b> 0.4mm Contact pitch			<b>FH33M:</b> 0.4mm pitch	<b>FH23S-SHAW:</b> Double sided lead
	<b>FH16P:</b> 0.5mm Contact pitch			<b>FH23S-SHW:</b> Angle prevention lead-less		
<b>Pin Count:</b>	Varies from style to style. Refer to FH series catalog. 54,60,64,80,90,96	<b>FH30:</b> 80 <b>FH30M:</b> 80,96	10,40,50,54,57,60	Varies from style to style. Refer to FH series catalog. 6,9,10,12,14, 19,20,26,28,30, 32,36,40,45,65	Varies from style to style. Refer to FH series catalog. 11,15,17,19,21,23, 25,27,29,31,33,37, 39,45,51,57,61,71	Varies from style to style. Refer to FH series catalog. 13,15,17,21,23,25, 27,29,31,33,35,37 39,41,45,51,55,57, 61,67,71
<b>Type of Engagement:</b>	Bottom contact, staggered row type	Bottom contact, staggered row type	Bottom contact	Bottom contact	Bottom contact, staggered row type	Bottom contact, staggered row type
<b>Contact Plating:</b>	Gold flash over nickel with phosphor bronze base	Gold flash over nickel with phosphor bronze base	Gold flash over nickel with phosphor bronze base	Gold flash over nickel with phosphor bronze base	Gold flash over nickel with phosphor bronze base  (Optional nickel barrier available)	Gold flash over nickel with phosphor bronze base  (Optional nickel barrier available)
<b>Contact Tail:</b>	SMT: Horizontal	SMT: Horizontal	SMT: Horizontal	SMT: Horizontal	SMT: Horizontal	SMT: Horizontal
<b>Mating Cycle:</b>	20	20	20	20	10	10
<b>Nominal Height from Board:</b>	Horizontal: 3.0mm	Horizontal: 3.0mm	Horizontal: 1.2mm	Horizontal: 1.2mm	Horizontal: 1.25mm	Horizontal: 1.0mm
<b>Rated Current:</b>	0.15 Amps	0.3mm = 0.15Amps 0.4mm = 0.3 Amps	0.4 Amps	0.4mm = 0.4 Amps	0.3 Amps	0.20 Amps
<b>Rated Voltage:</b>	30 VAC	0.3mm = 30 VAC 0.4mm = 50 VAC	40 VAC	0.4mm = 40 VAC	30 VAC	30 VAC
<b>Side Catches:</b>	Yes	Yes	Yes	No	No	No
<b>Locking Mechanism:</b>	Rotating front flip actuator	Rotating front flip actuator	Rotating front flip actuator	Rotating front flip actuator	Rotating front flip actuator	Rotating front flip actuator
<b>FPC Acceptable Thickness:</b>	0.3mm (+/-) 0.05mm	0.3mm (+/-) 0.05mm	0.3mm (+/-) 0.03mm	0.3mm (+/-) 0.05mm	0.2mm (+/-) 0.03mm	0.2mm (+/-) 0.03mm