

MAX solutions

Mill-Max Offers Rugged, Higher-Current Spring Pins



Mill-Max now offers a series of rugged spring pins capable of carrying 9 amps continuous current at a low 10° C temperature rise. The Mill-Max 0850, 0851, 0852 and 0853 spring pins are the perfect solution for rugged applications and for use in circuits operating at currents above signal level.

The 085X series is characterized by a greater mass and surface area which provides a lower resistance electrical path than miniature spring pins. Because they are designed and built with the same precision of our miniature spring pins they exhibit excellent signal integrity in shock and vibration environments.

These large scale spring pins feature a gold plated stainless steel spring, .050" diameter solid plunger and thick wall construction to withstand the rigors of demanding applications. Designed for through hole mounting, each pin has a large diameter post and flange providing for a perpendicular and secure P.C.B. attachment.

The 085X series provides a generous .045" mid-stroke and .090" maximum stroke allowing for use in applications where stack up tolerances are great. Applications include board stacking, docking stations, cable assemblies, quick connects and anywhere there is a blind mate situation.

Rated at 1,000,000 cycles minimum, the Mill-Max 085X series spring pins are the best choice for higher-current, high reliability spring pin requirements.

For more information, visit: mill-max.com/PR617.

(2/11 -- 617)

Mill-Max Mfg. Corp. • 190 Pine Hollow Road, Oyster Bay, NY 11771-0300
516-922-6000 • Fax: 516-922-9253 • www.mill-max.com

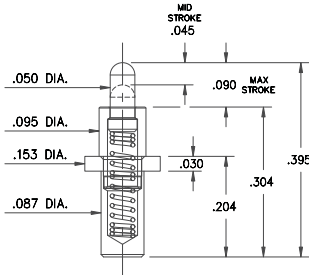




SPRING-LOADED CONNECTORS
Discrete Spring-Loaded Contacts



0850



0850-0-15-20-83-14-11-0
Power Spring Pin
Solder Mount in .090 min. mounting hole

Specifications for #0850-0 & #0852-0:

Material:

- Sleeve & Plunger Material: Copper Alloy
- Spring Material: Stainless Steel 302.

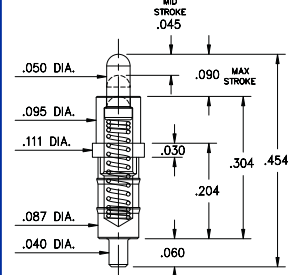
Mechanical Characteristics:

- Force @ mid-stroke (.045") = 120 grams
- Maximum stroke length = .090"
- Mechanical life: 1,000,000 cycles

Electrical Characteristics:

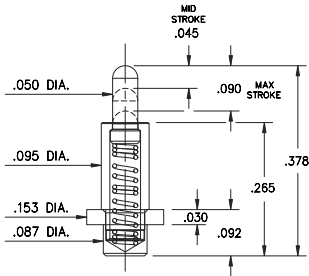
- Rated Current (Free air): Continuous 9 amps @ 10° C temperature rise.

0852



0852-0-15-20-83-14-11-0
Power Spring Pin
Solder Mount in .043 min. mounting hole

0851



0851-0-15-20-82-14-11-0
Power Spring Pin
Solder Mount in .090 min. mounting hole

Specifications for #0851-0 & #0853-0:

Material:

- Sleeve & Plunger Material: Copper Alloy
- Spring Material: Stainless Steel 302.

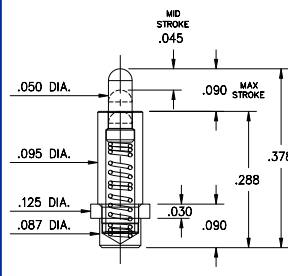
Mechanical Characteristics:

- Force @ mid-stroke (.045") = 120 grams
- Maximum stroke length = .090"
- Mechanical life: 1,000,000 cycles

Electrical Characteristics:

- Rated Current (Free air): Continuous 9 amps @ 10° C temperature rise.

0853



0853-0-15-20-82-14-11-0
Power Spring Pin
Solder Mount in .090 min. mounting hole

ORDER CODE: 085X - X - 15 - 20 - 8X - 14 - 11 - 0

Spring Number

MATERIAL SPECIFICATIONS:

- SLEEVE & PLUNGER MATERIAL: Copper Alloy
- SPRING MATERIAL: Stainless Steel 302
- SLEEVE & PLUNGER FINISH: 20 μ" Gold over Nickel
- SPRING FINISH: 10 μ' Gold over Nickel
- DIMENSION IN INCHES:
- TOLERANCES ON: LENGTHS: ±.006
- DIAMETERS: ±.002
- ANGLES: ± 2°



MECHANICAL & ELECTRICAL SPECIFICATIONS:

- DURABILITY: 1,000,000 cycles
- Rated Current (Free air): Continuous 9 amps @ 10° C temperature rise
- CONTACT RESISTANCE: 20 mΩ max.

SPRING NUMBER	Mid. STROKE	Max. STROKE	FORCE @ Mid. Stroke	Initial Force (Pre-load)
82	.045	.090	120 g	25 g
83	.045	.090	120 g	25 g

82 & 83 Springs are not interchangeable