

SMP Product
Series Solutions
Guide

Board-to-Board and Cable-to-Board Solutions

ABOUT AMPHENOL RF

Amphenol RF, a division of Amphenol Corporation, is the largest manufacturer of radio frequency connectors, coaxial adapters and RF cable assemblies in the world.

With a global team of experienced engineers, Amphenol RF is able to offer the broadest portfolio of standard RF products on the market today.

As a leader in design and manufacturing of RF interconnect products, our dedicated team of engineers specialize in custom product development to meet the challenges of design-specific constraints.

GLOBAL PRESENCE



With a global presence, Amphenol RF has experienced engineers and production capabilities in multiple regions across the globe. Our experienced cross-functional teams oversee the entire process from the initial design through delivery, and beyond.

Amphenol RF has a global footprint of operations in North America, Europe and Asia.


SMP PRODUCT SERIES

The SMP interface is a microminiature interface known for its high performance up to 40 GHz and is a common choice for board-to-board designs. The broad frequency range and small package size allows the SMP to be considered for a wide range of designs including telecommunications, test and measurement and military applications.


A critical element of the SMP board-to-board solution is the ability to tolerate and withstand misalignment when mating. The bullet adapter provides a link between PCB jacks and can compensate for up to four degrees of radial misalignment without affecting performance. The available detent systems - full, limited, and smooth bore - provide respective levels of engagement/disengagement forces.

For a cable-to-board mated pair, right-angle and straight plugs with termination capability to various semi-rigid, conformable or flexible coax cables are available. The receptacles are designed for surface, through hole, or end launch mounting.

The SMP is also available in a non-magnetic material, for use in medical or quantum computing applications.



The SMP product series is available in a variety of board-to-board and cable-to-board configurations for versatile design capabilities.




FEATURES AND BENEFITS

- Nominal impedance: 50Ω
- Frequency range up to 40 GHz
- Minimum board-to-board distance: 9.1 mm
- Axial misalignment: ± 0.25 mm
- Radial misalignment: 4° max. with bullet solution
- Different detent types: smooth bore, limited detent and full detent
- Mating cycles: Full detent: ≥ 100 ; Limited detent: ≥ 500 ; Smooth bore: ≥ 1000
- Interface dimensions per MIL-STD-348
- High density mounting potential due to minimum pitch and board-to-board distances
- Push/snap-on locking for fast and easy disconnection
- Automatic and cost-effective assembly with tape and reel packaging options

APPLICATIONS

- Antennas
- Broadband
- Military
- Instrumentation
- Test and Measurement
- Medical
- Quantum Computing
- Handheld and Portable Devices
- Wireless Telecommunications

BOARD-TO-BOARD MATING CONFIGURATION



BOARD-TO-BOARD SOLUTIONS

The SMP connector series offers a board-to-board solution delivering consistent performance through 26.5 GHz. PCB optimization analysis also allows for enhanced performance up to 40 GHz for some connector designs. This dependable mating system utilizes a three-piece configuration and is focused on keeping a consistent RF signal with up to 4° radial float angle and 0.010" (0.25 mm) axial float.

PCB spacing varies depending upon the PCB jack design and the bullet adapter length, with minimum achievable nominal spacing of 9.91 mm.

This performance focus makes SMP connectors a good choice for military, measurement and quantum computing applications.



BOARD-TO-CABLE SOLUTIONS

The SMP connector series offers cable-to-board mated pairs. The plug side can be provided in either straight or right-angle with termination capability to either 0.047 or 0.086 inch, semi-rigid or conformable coax cable. The receptacles are designed for surface, through-hole or end launch mounting.

MATERIALS

SMP connectors are manufactured using the latest high-speed efficient methods. Proven designs include stamped contacts and bullet adapter bodies, and injection molded insulator-contact components. These methods, coupled with extensive RF engineering analysis, provide consistent high-performing interconnect products.

HFSS PCB OPTIMIZATION MODELS

Amphenol RF strives to provide engineers with the tools they need to design the best applications for our products to work in. Because of the endless number of PCB design options, HFSS 3D component models are available, allowing our users to optimize their board launch designs. Designs are available on our website for many of our SMP products, with new models being added all the time.

WATERPROOF IP67 RATED SOLUTIONS FOR HARSH AND RUGGED APPLICATIONS

Exclusive to Amphenol RF and designed to meet IP67 performance for moisture protection, SMP connector configurations are available which can be sealed in the mated condition and will withstand submersion in water up to 1 meter for 30 minutes. This unique design utilizes o-rings incorporated into a standard SMP plug and a customized jack interface to achieve the expected performance. Both connectors have panel mounting features for additional versatility.

NON-MAGNETIC PRODUCTS

Ideal for medical, aerospace and quantum computing applications, non-magnetic SMPs offer high-performance with low magnetic field susceptibility and no electric field distortion. Materials and plating are confirmed to be non-magnetic in nature and provide the same reliable connections for board-to-board or board-to-cable applications. interconnect products.

NON-MAGNETIC SMP SOLUTIONS

Amphenol RF offers a variety of non-magnetic SMP connectors and adapters constructed from non-ferrous materials and platings. These high-performance RF interconnect feature low magnetic field susceptibility and no electric field distortion while providing the same reliable connections for board-to-board and board-to-cable as standard SMP products. Non-Magnetic SMP options are ideal for sensitive applications such as medical, aerospace and quantum computing.

FEATURES & BENEFITS

- 50 Ohm impedance
- Reliable electrical performance up to 40 GHz
- Available in various detent types: smooth bore, limited and full detent
- Engineered from non-ferrous materials and platings
- Snap-on locking mechanism
- Radial and axial float provides board-to-board misalignment correction
- PCB spacing options based on bullet adapter length

APPLICATIONS

- Magnetic Resonance Imaging (MRI)
- Magnetic Resonance Angiography (MRA)
- Patient Tracking Systems
- Military/Aerospace
- Quantum Computing Components

CORE COMPETENCIES

- Blindmate connector systems
- Custom cable assemblies and sub-systems
- Quick mating and quick disconnect
- Customized hybrid solutions supporting RF, signal and power

SMP PRODUCTS



PCB JACKS



CABLE PLUGS



BULLET ADAPTERS

ALSO AVAILABLE



MCX
50 & 75 Ohm



MMCX
50 Ohm



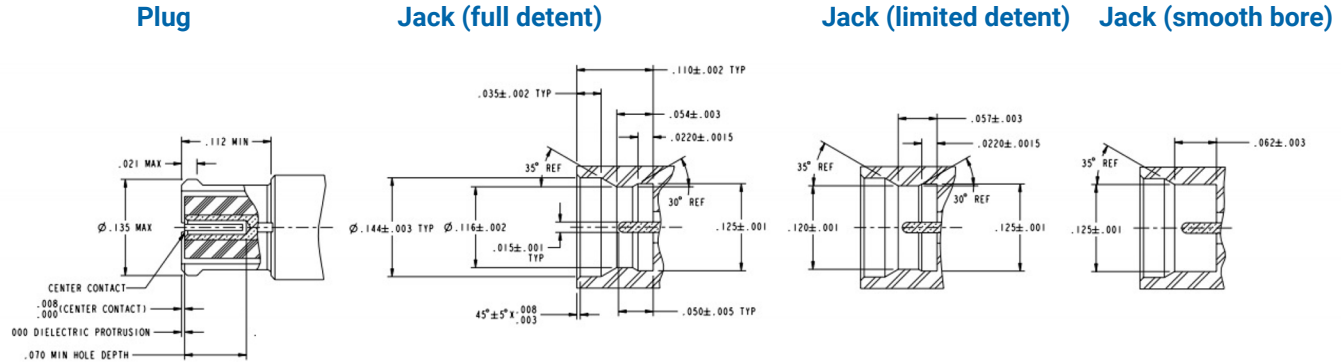
SMB / Mini-SMB
50 & 75 Ohm



SMP
50 Ohm

SMP PRODUCT SERIES

INTERFACE DIMENSIONS



PCB MOUNT CONNECTORS

SMP PCB mount connectors are available in straight and right-angle smooth bore or detent jack configurations with surface mount (SMT) contact termination in a variety of body styles including round, catcher's mitt and low profile. This board-to-board solution is designed to maximize radial and axial float, eliminating the need for cables between boards and simplifying designs to eliminate assembly errors. Most of these connectors are sold in either individual or tape and reel packaging.






Connector Body Types

Full Detent - A full detent has an undercut that the female tines snap into, allowing for secure mating.





Limited Detent - Limited detent is similar to full detent, but requires a lower mating/de-mating force.

Smooth Bore - A smooth bore interface does not use an undercut. The female tines compress to ensure a secure connection.



Straight Jacks – Limited Detent

Part Number	Packaging Type	Body Mount	Body Termination	Special Features	Image
SMP-MSLD-PCS-20	Individual Bag	Surface Mount	Right-Angle SMT	--	
SMP-MSLD-PCS20T	Tape & Reel	Surface Mount	Right-Angle SMT	--	
SMP-MSLD-PCS-18	Individual Bag	Surface Mount	Straight SMT	--	
SMP-MSLD-PCS18T	Tape & Reel	Surface Mount	Straight SMT	--	
SMP-MSLD-PCT-19	Individual Bag	Through Hole	Right-Angle SMT	--	










Straight Jacks – Limited Detent (continued)

Part Number	Packaging Type	Body Mount	Body Termination	Special Features	Image
SMP-MSLD-PCS-2	Tray	Through Hole	Right-Angle SMT	Round Body	
SMP-MSLD-PCS11T	Tape & Reel	Surface Mount	Right-Angle SMT	Round Body	
SMP-MSLD-PCS-16	Tape & Reel	Surface Mount	Straight SMT	Catcher's Mitt, Low Profile	
SMP-MSLD-PCT-3	Individual Bag	Through Hole	Through Hole	Round Body	

Straight Jacks – Full Detent

Part Number	Packaging Type	Body Mount	Body Termination	Special Features	Image
SMP-MSED-PCT	Individual Bag	Through Hole	Through Hole	--	
SMP-MSED-PCT-2	Tape & Reel	Through Hole	Through Hole	Round Body	

Straight Jacks – Smooth Bore

Part Number	Packaging Type	Body Mount	Body Termination	Special Features	Image
SMP-MSSB-PCS-17	Individual Bag	Surface Mount	Right-Angle SMT	--	
SMP-MSSB-PCS17T	Tape & Reel	Surface Mount	Right-Angle SMT	--	
SMP-MSSB-PCT-10	Individual Bag	Through Hole	Right-Angle SMT	20 GHz	
SMP-MSSB-PCT10T	Tape & Reel	Through Hole	Right-Angle SMT	20 GHz	
SMP-MSSB-PCT	Individual Bag	Through Hole	Through Hole	--	
SMP-MSCM-PCT-10	Individual Bag	Through Hole	Right-Angle SMT	Catcher's Mitt	
SMP-MSCM-PCT10T	Tape & Reel	Through Hole	Right-Angle SMT	Catcher's Mitt	
SMP-MSCM-PCS-12	Individual Bag	Surface Mount	Right-Angle SMT	Catcher's Mitt	
SMP-MSCM-PCS12T	Tape & Reel	Surface Mount	Right-Angle SMT	Catcher's Mitt	

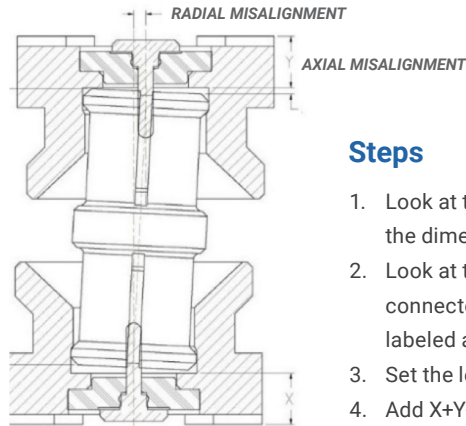
SMP BULLET ADAPTERS

SMP bullet adapters are mated between a smooth bore and a detented jack. The detented jack retains the bullet while the smooth bore jack allows for a degree of freedom. The floating bullet provides a link between mated pairs in order to compensate for any radial and axial misalignment.

Part Number	Length
SMP-FSBA-594	5.94 mm
SMP-FSBA-645	6.45 mm
SMP-FSBA-696	6.96 mm
SMP-FSBA-739	7.39 mm
SMP-FSBA-860	8.60 mm
SMP-FSBA-090	9.00 mm
SMP-FSBA-093	9.30 mm
SMP-FSBA-990	9.90 mm
SMP-FSBA-114	11.4 mm
SMP-FSBA-1259	12.59 mm
SMP-FSBA-131	13.10 mm
SMP-FSBA-1316	13.16 mm
SMP-FSBA-145	14.50 mm
SMP-FSBA-1674	16.74 mm
SMP-FSBA-1716	17.16 mm
SMP-FSBA-1950	19.50 mm
SMP-FSBA-2030	20.30 mm
SMP-FSBA-224	22.40 mm
SMP-FSBA-254	25.40 mm



How to Calculate Minimum PCB Spacing



Steps

1. Look at the product drawing and determine the dimension labeled as "X"
2. Look at the product drawing for the second connector and determine the dimension labeled as "Y"
3. Set the length of the bullet adapter as "Z"
4. Add X+Y+Z = Minimum PCB Spacing

CABLE MOUNT

SMP cable-to-board solutions are available in straight or right-angle plug configurations to a variety of cable types and sizes, with 0.047" and 0.086" semi-rigid or conformable cable being common. These receptacles are designed for surface, through hole or end launch mounting.




Cable Plugs - Straight

Part Number	Cable Type	Body	Contact	Image
SMP-FS-C06-1-R	0.047-Inch Semi-Rigid	Solder	Solder	
SMP-FS-C07-5	RG-405	Solder	Solder	
SMP-FS-C08-1-R	RG-174, RG-188, RG-316, Times LMR-100A	Surface Mount	Solder	
SMP-FS-C19	RG-178, RG-196	Crimped	Solder	

Cable Plugs – Right-Angle

Part Number	Cable Type	Body	Contact	Image
SMP-FR-C07-2-R	RG-405	Solder	Solder	
SMP-FR-C06-2	0.047-Inch Semi-Rigid	Solder	Solder	





Cable Plugs – Right-Angle (continued)

Part Number	Cable Type	Body	Contact	Image
SMP-FR-C08-1	RG-174, RG-188, RG-316, Times LMR-100A	Crimped	Solder	
SMP-FR-C08-3-R	RD-316, RD-188	Crimped	Solder	
SMP-FR-C19	RG-178, RG-196, Belden 83265	Solder	Solder	




NON-MAGNETIC SMP

Non-magnetic SMP connectors offer a compact and reliable solution for high-frequency signal transmission without the presence of magnetic materials in their construction. They find extensive use in industries such as medical devices, aerospace, and military, where avoiding magnetic interference is critical for equipment functionality and safety.




PCB Straight Jacks

Part Number	Packaging Type	Body Mount	Contact Termination	Detent	Image
SMP-MSLD-PCT-NM	Tray	Through Hole	Through Hole	Limited	
SMP-MSLD-PCS-NM	Tray	Surface Mount	Right-Angle SMT	Limited	
SMP-MSSB-PCT-NM	Tray	Through Hole	Through Hole	Smooth Bore	
SMP-MSSB-PCS-NM	Tray	Surface Mount	Right-Angle SMT	Smooth Bore	

SMP Bullet Adapters








Part Number	Length	Image
SMP-FS2A-645-NM	6.45 mm	
SMP-FS2A-860-NM	8.60 mm	
SMP-FS2A-990-NM	9.90 mm	

Cable Plugs

Part Number	Cable Type	Body	Contact	Image
SMP-FS-C08-R-NM	RG-174, RG-188, RG-316, Times LMR-100A	Solder	Solder	
SMP-FR-C08-NM	RG-174, RG-188, RG-316, Times LMR-100A	Crimped	Solder	
SMP-FS-C21-NM	0.041-Inch Semi-Rigid, 0.141-Inch Conformable, RG-402, Times Microwave Systems Tflex 402	Solder	Solder	



CABLE ASSEMBLIES

SMP coaxial cable assemblies are used in various industries for high-frequency signal transmission and connectivity. These assemblies play a crucial role in ensuring reliable and efficient communication in applications such as telecommunications, aerospace and test and measurement equipment. SMP coaxial cable assemblies are used to connect antennas, radios and other RF devices, facilitating the transmission of data, voice, or video signals with minimal loss and interference. Their compact size, durability, and superior electrical performance make them essential for high-frequency applications where signal quality and precision are paramount.






Part Number	Cable Configuration	Cable Type	Image
095-725-107-XXX	SMP Straight Plug to SMP Straight Plug	Times Microwave Systems Tflex 405	
095-725-108-XXX	SMP Straight Plug to SMP Straight Plug	Hand Formable 0.085-Inch	
095-725-117-XXX	SMP Right-Angle Plug to SMP Right-Angle Plug	Hand Formable 0.085-Inch	
095-725-118-XXX	SMP Right-Angle Plug to SMP Straight Plug	Hand Formable 0.085-Inch	
095-725-119-XXX	SMP Straight Plug to SMP Straight Plug	Hand Formable 0.047-Inch	
095-725-120-XXX	SMP Right-Angle Plug to SMP Straight Plug	Hand Formable 0.047-Inch	
095-725-121-XXX	SMP Right-Angle Plug to SMP Right-Angle Plug	Hand Formable 0.047-Inch	

ADAPTERS

SMP to SMA Adapters


Part Number	Description	Configuration	Image
AD-SMAJSMPP-2	SMA Jack to SMP Plug Adapter 50 Ohm Straight	SMA Jack to SMP Plug	
AD-SMAJSMPJ-3	SMA Jack to SMP Jack Adapter 50 Ohm Straight	SMA Jack to SMP Jack	

SMP to SMA Adapters (continued)

Part Number	Description	Configuration	Image
AD-SMAPSMPJ-1	SMA Plug to SMP Jack Adapter 50 Ohm Straight	SMA Plug to SMP Jack	
AD-SMAJSMPP-1	SMA Jack to SMP Plug Adapter 50 Ohm Straight	SMA Jack to SMP Plug	
AD-SMAPSMPJ-2	SMA Plug to SMP Jack Adapter 50 Ohm Straight	SMA Plug to SMP Jack	
AD-SMAPSMPP-1	SMA Plug to SMP Plug Adapter 50 Ohm Straight	SMA Plug to SMP Plug	
SMP-MSPR-FL-1*	SMP Plug to SMA Jack 50 Ohm Straight	SMA Jack to SMP Plug	

*Please note this configuration is a spring-loaded probe and not a true adapter.

SMP to N-Type Adapters

Part Number	Description	Configuration	Image
AD-NJSMPP-1	N-Type Jack to SMP Plug Adapter 50 Ohm Straight	N-Type Jack to SMP Plug	

We understand that some designs require a waterproof IP67 solution and the experienced engineers at Amphenol RF are available to create a custom product to meet the specific needs of your project. It is important to keep the following information in mind when designing in an IP-rated connector:

IP67 designs must always be a matched mated pair – an IP67 SMP plug is not intermateable with a non-IP67 jack and still able to maintain its rating, and vice versa.

An IP67 interface does not comply with all of the dimensions of MIL-STD-348 like all other SMPs.

Contact us to speak with a member of the RF team today.

TECHNICAL SPECIFICATIONS

Electrical

Impedance	50 Ohm
Frequency Range	DC - 26.5 GHz (DC - 40 GHz on Extended Range Designs)
Voltage Rating	335 Volts RMS Max Continuous
Dielectric Withstanding Voltage	500 VRMS Min
VSWR (Return Loss)	DC - 18 GHz 1.2 (-21 dB) Max
	18 - 26.5 GHz 1.3 (-18 dB) Max
	26.5 - 40 GHz 1.7 (-12 dB) Max
Insulation Resistance	5000 MΩ Min
Center Contact Resistance	6 mΩ Max
Outer Contact Resistance	2 mΩ Max
RF Leakage (Interface)	-85 dB Max (DC - 4 GHz)
Insertion Loss	.1 √(f(GHz)) dB Max
Power Handling	32 W @ 1 GHz @ 25°C

Environmental

Temperature Range	-65°C to +165°C
Thermal Shock	MIL-STD-202, Method 107, Condition C
Corrosion	MIL-STD-202 Method 101 (Test Condition B) - 5% Salt Solution
Vibration	MIL-STD-202, Method 204, Condition B
Mechanical Shock	MIL-STD-202, Method 213, Condition B
Moisture Resistance	MIL-STD-202, Method 106, Condition D

Mechanical

Mating Cycles	Full detent: 100 min; Limited detent: 500 min; Smooth bore: 1000 min
Coupling Mechanism	Push-On
Interface Specification	MIL-STD-348
Engagement Force	≤ 15.0 lbs (40 N) (Full Detent)
Disengagement Force	≤ 0.5 lbs (2N) (Smooth Bore)
Mechanical Misalignment	Axial 0.25 mm
	Float Angle 4° Max with Bullet Solution
	Radial Gathering 0.25 mm Min. with standard smooth bore Jack
	Min Board to Board Distance 9.1 mm

Note: Technical specifications are typical and may vary by specific part number and design. See component drawing for additional details.

Amphenol® RF

www.amphenolrf.com



NORTH AMERICA

Amphenol RF Headquarters

4 Old Newton Road
Danbury, CT 06810
(800) 627-7100 | Toll Free
(203) 743-9272 | International
sales@amphenolrf.com | Email

Western US Sales Office

4100 Guardian St, Suite 150
Simi Valley, CA 93063

Mexico

Circunvalacion del Mar 56
Parque Industrial de Nogales
Nogales, Sonora, C.P. 84094

ASIA

China

Block DM2
Tang Wei Industrial District
Feng Huang Street
Guang Ming New District
Shenzhen, Guangdong
P.R. China 518132
+86 755 27549918

China

No. 55, Industry 2nd Road
Aerospace Economic Technology
Development Zone
Xi'an, Shaanxi Province
P.R. China

India

Plot 3/4B & 5A
CMDA's Industrial Area
Maraimalai Nagar
Kilkaranaï Village
Chengleput Taluk, Kancheepuram
Chennai, 603209

EUROPE

Amphenol RF Europe

Hoofdveste 19
3992 DH Houten
The Netherlands
+31 (0)6 899 101 75
+31 (0)6 152 128 17
info@amphenol-nl.com | Email

Learn more
about our SMP
product portfolio

