


GOLDFISH

High Power in a Compact,
Economical Package



FEATURES

- High power efficiency with current ratings up to 32A per contact at 30°C temperature rise
- Ideal for applications requiring robust blind mating in a compact, economical package
- Six mixed density (hybrid) contact arrangements for AC/DC input, DC output at multiple voltages, and signal control
- Touch-safe recessed female contacts
- High conductivity contacts available to maximize current density
- Slimline design allows for excellent heat dissipation
- Other features include sequential mating, float mounting, selective loading for high voltage needs, and hot swap
- UL safety agency recognition*

APPLICATIONS

- Rechargeable battery packs for medical, UAV, industrial, and electrification use
- Battery back-up units (BBUs)
- Fan trays
- Power shelves
- Switchable power supplies, especially for 500W and above
- Drawer applications

*GFSH928 not included

TECH SPECS

GENERAL

Part Number Prefix	GFSH
Performance Level	Industrial
Qualifications	UL #49351
RoHS Compliance	Optional

MATERIAL AND FINISHES

Insulator Material	Nylon
Insulator Color	Orange
Flammability Rating	UL 94V-0
Contact Material	Copper Alloy
Contact Plating	Gold flash

ELECTRICAL

Insulator Resistance (GΩ)	5.0
Proof Voltage (V rms)	Up to 1500
Working Voltage (V rms)	Up to 500
Initial Contact Resistance (mΩ)	As low as 0.4
Contact Current Rating (A)	Up to 32 at 30°C temperature rise

MECHANICAL

Shape	Rectangular
Body Style	Free cable, Panel mount
Insulator Construction	One-piece
Locking System	Optional
Blind Mating	Yes
Contact Style	Fixed, Removable
Contact Size	#22, #20, #16, #12
Female Contact Design	Open entry, Closed entry
Contact Retention Mechanism	Metal clip, Press-in
Contact Retention (N)	27 to 45
Contact Termination	Wire, PCB
Mating Cycles	500

ENVIRONMENTAL

Operating Temperature	-55 to 105°C
-----------------------	--------------



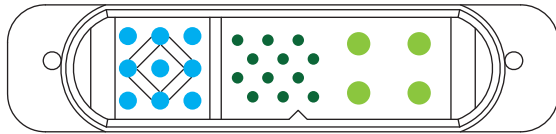
Positronic[®]
an Amphenol company

THE SCIENCE OF CERTAINTY[®]

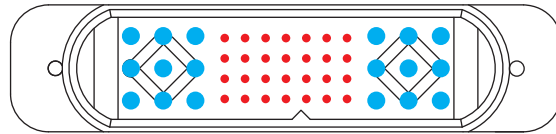
M026 22/06

Positronic GoldFish General Information

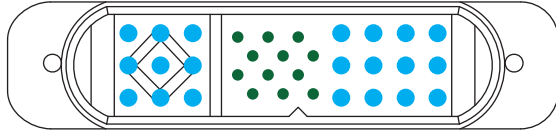
LAYOUTS



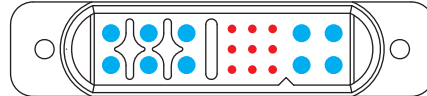
GFSH435




GFSH928



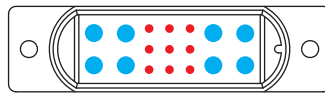
GFSH02



GFSH109



GFSH624



GFSH89

CONTACT SIZE			
#12	#16	#20	#22

CREATE A PART

GFSH **02** **F** **4** **LN** **/AA**

Series: **GFSH** Goldfish

Layout: **02** (21) #16, (12) #20 contacts

Contact Gender: **F** Female socket

Termination: **4** Right angle solder

Accessories: **LN** Angle brackets, boardlocks

Environmental Compliance: **/AA** RoHS

Legend:

- H** Clearance hole
- B** Angle brackets
- LN** Angle brackets, boardlocks
- TB** Angle brackets, fixed female jackposts
- TLN** Fixed female jackscrews, mounting brackets, boardlocks
- E** Rotating male jackscrews
- T** Fixed female jackposts
- N** Boardlocks
- W** Backshell
- WE** Backshell, rotating male jackscrews
- 82** Float mounts, 1.5 mm panel thickness
- 83** Float mounts, 2.3 mm panel thickness

CRIMP CONTACTS

Size	Standard Conductivity		High Conductivity		Stranded AWG [mm ²]
	Male	Female	Male	Female	
12	MC610N/AA	FC610N2/AA	MC610NS/AA	FC610N2S/AA	#10 [6.0]
12	MC612N/AA	FC612N2/AA	MC612NS/AA	FC612N2S/AA	#12 [4.0]
16	MC112N/AA	FC112N2/AA	MC112NS/AA	FC112N2S/AA	#12 [4.0]
16	MC116N/AA	FC116N2/AA			#16-18 [1.5-1.0]
20	MC720N/AA	FC720N2/AA			#20-22-24 [0.5-0.3-0.25]
22	MC422N/AA	FC422P6/AA			#22-24-26 [0.3-0.25-0.12]

Positronic | Americas

1325 N Eldon Ave
Springfield MO 65803 USA
+1 800 641 4054
info@connectpositronic.com

Positronic | Europe

46 route d'Engachies
F-32020 Auch Cedex 9 France
+33 5 6263 4491
contact@connectpositronic.com

Positronic | Asia

3014A Ubi Rd 1 #07-01
+65 6842 1419
Singapore 408703
singapore@connectpositronic.com

Sales Offices

Positronic has local sales representation all over the world.

For the nearest sales office visit
www.connectpositronic.com/sales